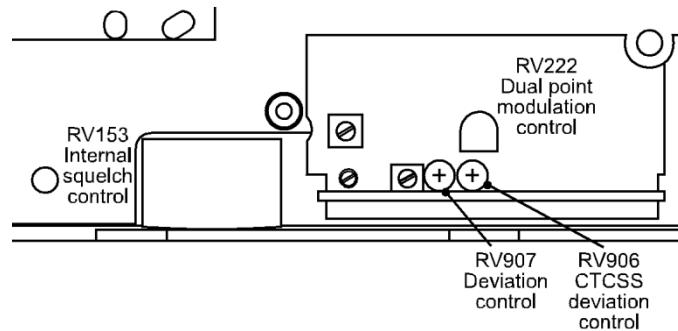




## Tait 2020 Hot Spot Radio Adjustments

### Adjustment



***COS adjustment point (All Hotspots are pre aligned and adjustment of the COS signal and Deviation should not be require)***



***Power adjustment point (It may be necessary to release the node adaptor board to make this adjustment. Please note that there must be a fibre washer each side of the board before re fitment, failure to refit both washers will cause the board to fail and invalidate all warranty)***

### **Adjusting the Output Power and COS signal**

The adjustment of the COS, Power and deviation of both the audio carrier and the CTCSS is already preset, and should be correct. Do Not adjust these levels without the correct equipment.

Adjustments must be carried out with a ceramic or plastic tool, Under **NO** circumstances should a metal screwdriver/tool be used

When adjusting the power Do Not exceed 25watts

***Adjustment will void all warranty.***

### Cooling

When using these units above **5 Watts**, please fit an external fan to provide forced air cooling.